

B E E C H C R A F T
DUKE B60
I L L U S T R A T E D P A R T S C A T A L O G

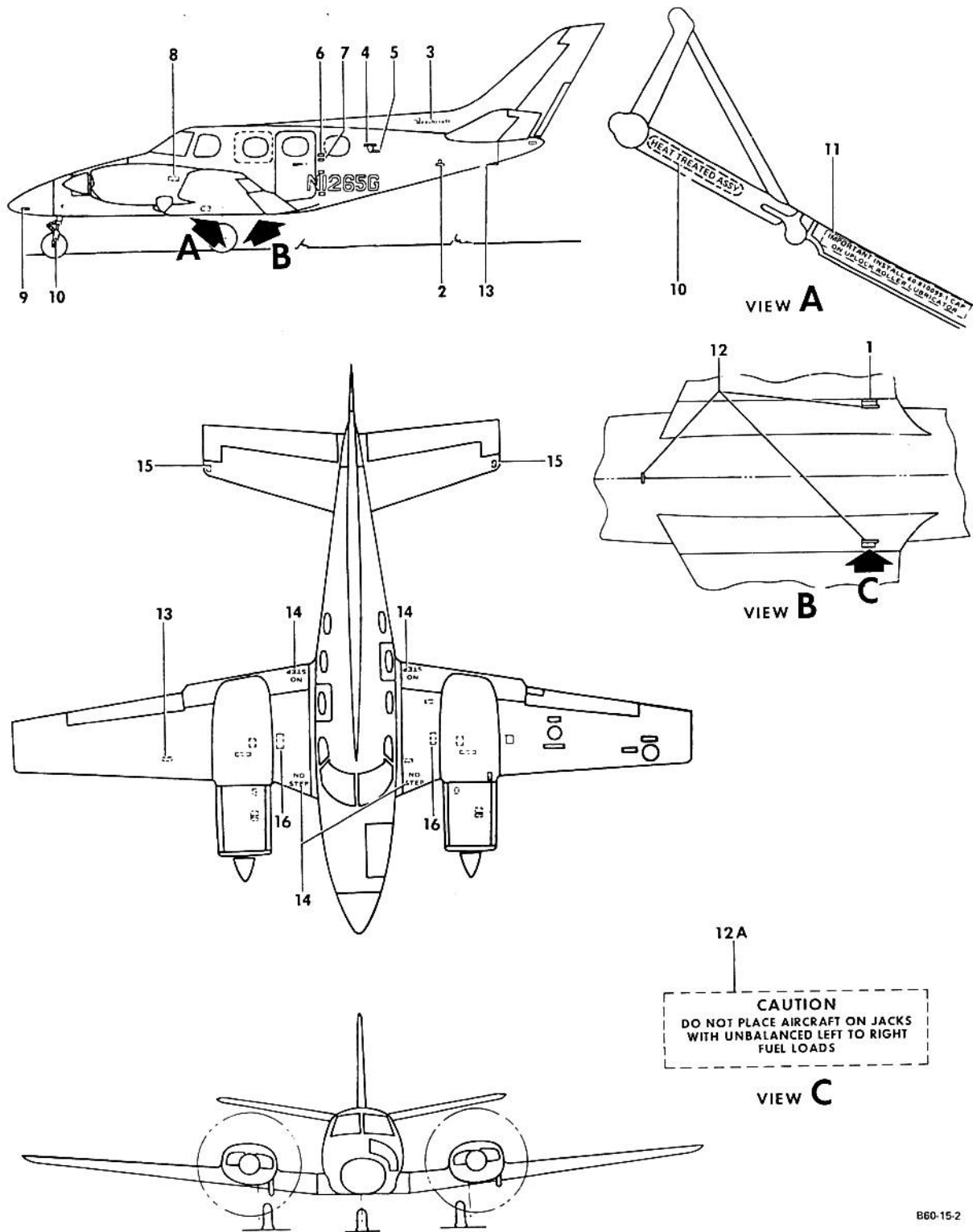
LIST OF PAGES & TABLE OF CONTENTS
FOR
CHAPTER 11-00-00 REQ. PLACARDS

SYS/SUB-SYS/ CHAP SECTION	PAGE NO.	EFFECTIVE DATE	TABLE OF CONTENTS
11-00-00	1	04/16/82. LIST OF PAGES & TABLE OF CONTENTS
11-20-01	1	03/20/81. EXTERIOR PLACARDS
11-20-01	2	01/08/82	
11-20-01	3	01/08/82	
11-20-01	4	01/08/82	
11-20-01	5	04/16/82	
11-30-01	1	03/20/81. INTERIOR PLACARDS
11-30-01	2	03/20/81	
11-30-01	3	03/20/81	
11-30-01	4	03/20/81	
11-30-01	5	03/20/81	
11-30-01	6	03/20/81	
11-30-01	7	03/20/81	
11-30-01	8	01/08/82	
11-30-01	9	04/16/82	

BEECHCRAFT
DUKE 860
ILLUSTRATED PARTS CATALOG

11-20-01
EXTERIOR PLACARDS

**BEECHCRAFT
DUKE B60
ILLUSTRATED PARTS CATALOG**



CAUTION
DO NOT PLACE AIRCRAFT ON JACKS
WITH UNBALANCED LEFT TO RIGHT
FUEL LOADS

VIEW C

B60-15-2

**FIGURE 20-01. EXTERIOR PLACARDS
/SHEET 1 OF 2 SHEETS/**

BEECHCRAFT
DUKE B60
ILLUSTRATED PARTS CATALOG

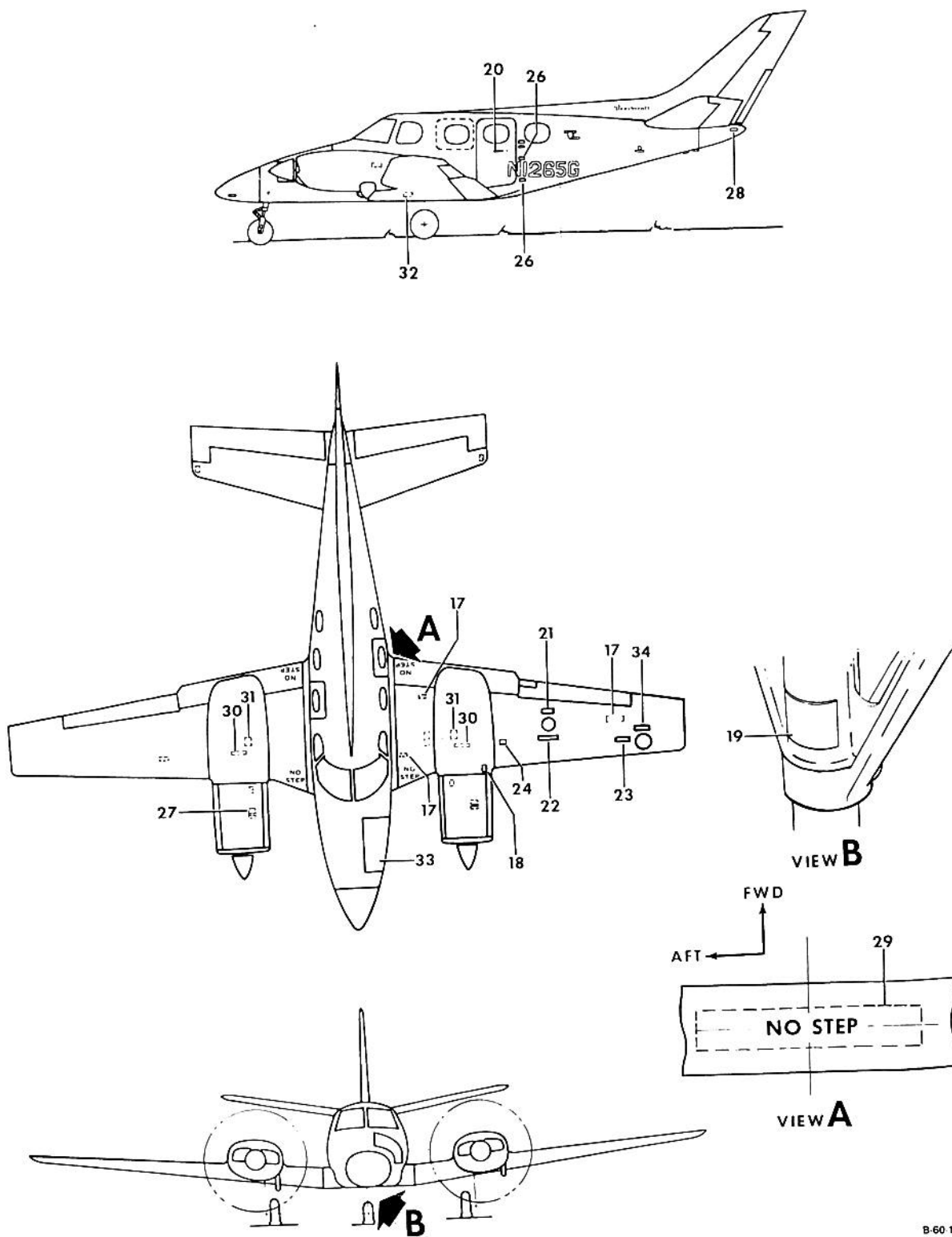
GAMA/ATA CODE & INDEX NO.	PART NO.	DESCRIPTION							UNITS PER ASSY	USABLE ON CODE
		1	2	3	4	5	6	7		
20-01	60-000020	MARKINGS INSTL, EXTERIOR							NP	
- 1	130728	. PLACARD, MODEL AND SERIAL NUMBER							1	
- 2	35-410286	. PLACARD, STATIC AIR VENT							2	
- 3	115098-5	. DECAL, BEECHCRAFT NAME							2	
- 4	130071	. EMBLEM, BEECH CREST							2	1
	R 58-530227-1	. EMBLEM, BEECH CREST							2	12
	R 58-530227-3	. EMBLEM, BEECH CREST/50TH ANNIVERSARY/							2	11
		/ATTACHING PARTS/								
	R MS24693S28	. SCREW							4	1
	R MS24693BB28	. SCREW							3	2
	R 6S	. WELLNUT							4	1
	R 6S	. WELLNUT							3	2

- 5	60-000021	. EMBLEM, IDENTIFICATION/DUKE/							2	1
	R 60-000023-1	. EMBLEM, IDENTIFICATION/DUKE/ FOR LH AND RH							2	12
	R 60-000023-3	. EMBLEM, IDENTIFICATION/50TH ANNIVERSARY/							2	11
		/ATTACHING PARTS/								
	MS24693S28	. SCREW							4	1
	R MS24693BB28	. SCREW							3	12
	R 36-530148-1	. SCREW							2	11
	R 6S	. WELLNUT							4	1
	R 6S	. WELLNUT							3	2

	R 36-000036-1	. EMBLEM, 50TH ANNIVERSARY							2	11
		/ATTACHING PARTS/								
	R 36-530148-3	. SCREW							2	11
	6S	. WELLNUT							2	11

- 6	50-000130-1 B-C	. PLACARD, PRESSURIZED/BLACK/							1	10
	50-000130-1 W-C	. PLACARD, PRESSURIZED/WHITE/							1	10
	MAM BA-3	. PLACARD, PRESSURIZED							1	9
- 7	414-340332 B-C	. PLACARD, RADAR EQUIPPED/BLACK/							1	10
	414-340332 W-C	. PLACARD, RADAR EQUIPPED/WHITE/							1	10
	MAM BA-1	. PLACARD, RADAR EQUIPPED							1	9
- 8	95-910020	. PLACARD, MAGNETO DISCONNECT INSTRUCTION							4	
- 9	95-410035 B-C	. PLACARD, DO NOT PUSH/BLACK/							2	
	95-410035 W-C	. PLACARD, DO NOT PUSH/WHITE/							2	
- 10	112734	. PLACARD, HEAT TREATED ASSY							3	
- 11	60-810100-1	. DECAL, UNLOCK ROLLER LUBRICATOR INSTRUCTION							2	4
- 12	112736 B-C	. PLACARD, JACK ATTACH POINT/BLACK/							3	
	112736 W-C	. PLACARD, JACK ATTACH POINT/WHITE/							3	
- 12A	60-000024-5	. DECAL, WHITE/JACKING INSTRUCTIONS CAUTION/							1	2
	60-000024-7	. DECAL, BLACK/JACKING INSTRUCTIONS CAUTION/							1	2
- 13	112740 B-W	. PLACARD, TIE DOWN/BLACK/							3	
	112740 W-B	. PLACARD, TIE DOWN/WHITE/							3	
- 14	112733-2	. PLACARD, NO STEP/BLACK/							4	
	112733-4	. PLACARD, NO STEP/RED/							4	
- 15	115081-5	. PLACARD, NO HANDLE/BLACK/							2	
	115081-7	. PLACARD, NO HANDLE/RED/							2	
- 16	95-921014-1	. PLACARD, FUEL STRAINER DRAIN DAILY/WHITE/							2	
	95-921014-3	. PLACARD, FUEL STRAINER DRAIN DAILY/BLACK/							2	
	R 58-920041-5	. PLACARD, FUEL DRAIN/RED/							1	6
	R 58-920041-7	. PLACARD, FUEL DRAIN/BLACK/							1	6

BEECHCRAFT
DUKE B60
ILLUSTRATED PARTS CATALOG



B-60 15-3

FIGURE 20-01. EXTERIOR PLACARDS
/SHEET 2 OF 2 SHEETS/

BEECHCRAFT
DUKE B60
ILLUSTRATED PARTS CATALOG

GAMA/ATA CODE & INDEX NO.	PART NO.	DESCRIPTION							UNITS PER ASSY	USABLE ON CODE
		1	2	3	4	5	6	7		
20-01 - 17	R 35-924148	3	
	R 35-924148	3	
	R 58-920041-5	3	6
	R 58-920014-7	3	6
- 18	R 96-910029-1	1	
- 19	K 60-820077	1	
- 20	R 60-530251-1	1	
- 21	R 60-921038-25 W-C	1	
	60-921038-31 B-C	2	
- 22	R 60-921054-5	1	
	R 60-921054-7	1	
- 23	R 60-921062-5	1	7
	60-921062-7	1	7
- 24	R 002-920030-5	1	5
	002-920030-7	1	5
- 25			
- 26	45-324043	2	
- 27	60-930011	2	
- 28	50-000016	2	
- 29	60-430312-1	1	
- 30	60-810095-1	2	
- 31	60-810081-1	2	
- 32	35-815153-5	2	
- 33	R 58-410019-1	1	13
	R 58-410019-3	1	13
	R 58-100026-1	4	14
	R 58-100026-3	4	14
- 34	R 60-921053-5	1	
	60-921053-7	1	

/CHECK OUTBD FUEL LEVEL FIRST/

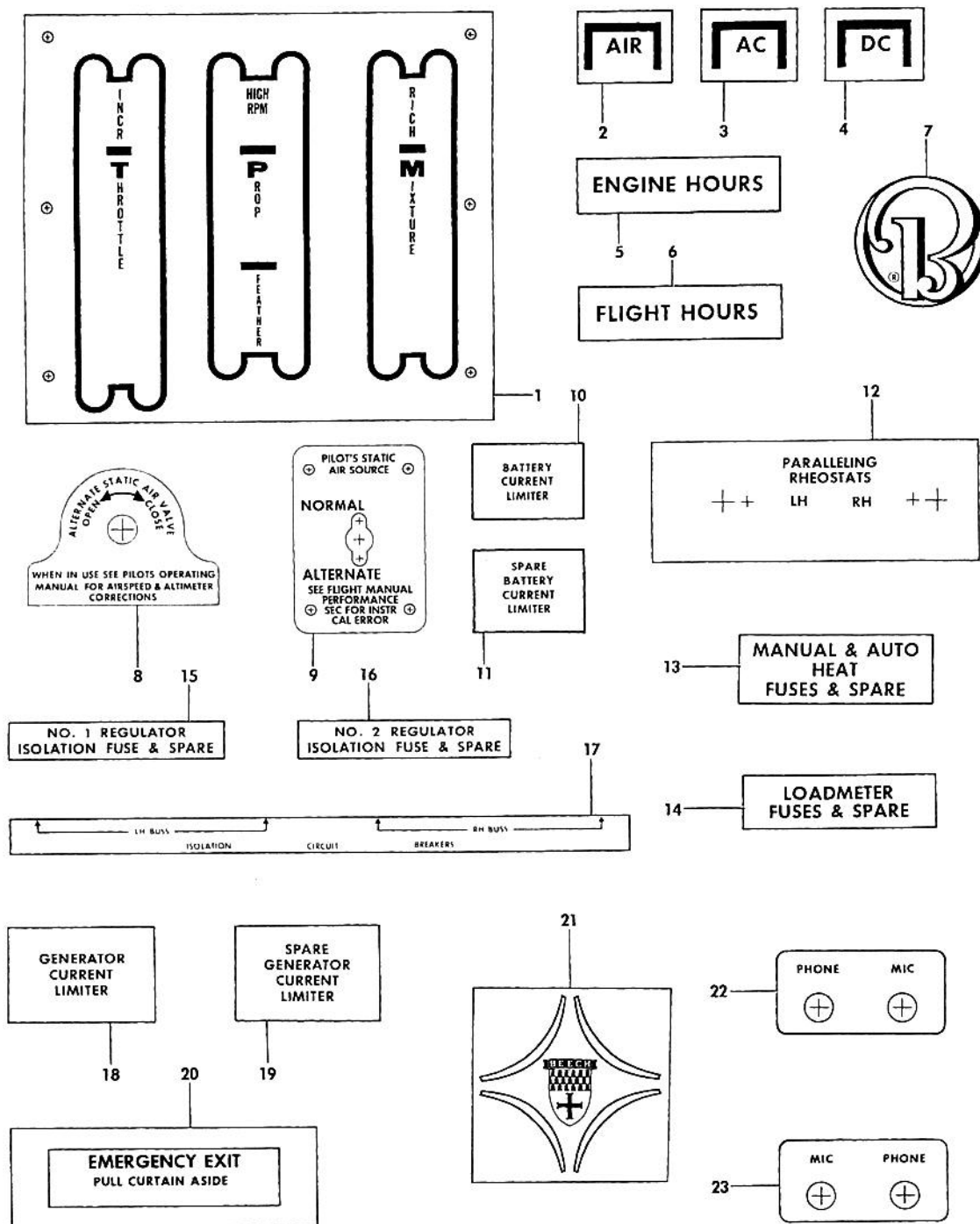
CODES OF EFFECTIVITY

- | | |
|---------------------|---------------------|
| 1 P-247 THRU P-347 | 2 P-348 |
| P-349 THRU P-364 | P-365 AND AFTER |
| 3 DELETED | 4 P-247 THRU P-370 |
| 5 P-402 AND AFTER | 6 P-435 AND AFTER |
| 7 P-395 AND AFTER | 8 DELETED |
| 9 P-472 AND AFTER | 10 P-247 THRU P-471 |
| 11 P-581 THRU P-596 | 12 P-348, |
| | P-365 THRU P-580, |
| | P-605 AND AFTER |
| 13 P-570 AND AFTER | 14 P-567 AND AFTER |

BEECHCRAFT
DUKE B60
ILLUSTRATED PARTS CATALOG

11-30-01
INTERIOR PLACARDS

BEECHCRAFT
DUKE B60
ILLUSTRATED PARTS CATALOG



B60-16-4

B E E C H C R A F T
DUKE B60
I L L U S T R A T E D P A R T S C A T A L O G

GAMA/ATA CODE & INDEX NO.	PART NO.	DESCRIPTION	1 2 3 4 5 6 7							UNITS PER ASSY	USABLE ON CODE
30-01 - 1	60-524187-1	PLATE,CONTROL PEDESTAL IDENTIFICATION								1	
- 2	60-324075-7	DECAL,POWER INDICATION/AIR/								AR	
- 3	60-324075-9	DECAL,POWER INDICATION/AC/.								AR	
- 4	60-324075-11	DECAL,POWER INDICATION/DC/.								AR	
- 5	60-324084-5	DECAL,ENGINE HOURS.								1	
- 6	60-324084-7	DECAL,FLIGHT HOURS.								1	
- 7	60-324085-1	DECAL,IDENTIFICATION. /WARRANTY SEAL MIXTURE CONTROL/								2	
- 8	60-324088-9	PLATE,ALTERNATE STATIC AIR VALVE.								1	1
- 9	60-530315-1	PLATE,ALTERNATE STATIC AIR VALVE.								1	2
- 10	60-369034	PLACARD,BATTERY CURRENT LIMITER								1	
- 11	60-369035	PLACARD,SPARE BATTERY CURRENT LIMITER								1	
- 12	60-369012-1	DECAL,PARALLELING RHEOSTATS								1	
- 13	60-369015	DECAL,MANUAL & AUTO HEAT FUSES & SPARE.								1	
- 14	60-369016	DECAL,LOADMETER FUSES & SPARE								2	
- 15	60-369027	DECAL,NO.1 REGULATOR ISOLATION FUSE & SPARE								1	
- 16	60-369028	DECAL NO.2 REGULATOR ISOLATION FUSE & SPARE								1	
- 17	60-369029	DECAL,ISOLATION CIRCUIT BREAKERS IDENTIFICATION								2	
- 18	60-369030	DECAL,GENERATOR CURRENT LIMITER								2	
- 19	60-369031	DECAL,SPARE GENERATOR CURRENT LIMITER								3	
- 20	60-384039	SIGN,EMERGENCY EXIT								1	
- 21	60-530081-1	DECAL,BEECH CREST								1	
- 22	60-530252-1	PLATE,MIKE & PHONE IDENTIFICATION LH.								1	
- 23	60-530252-2	PLATE,MIKE & PHONE IDENTIFICATION RH.								1	

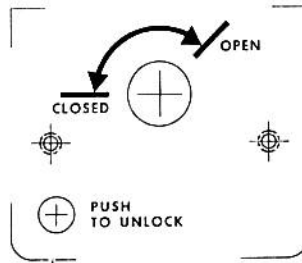
EMERGENCY EXIT
LIFT COVER, RELEASE CATCH
& PULL HANDLE DOWN FULLY

24

27

CAUTION
HANDLE WITH CARE

THIS OXYGEN CYLINDER IS MFD FROM THIN WALL HIGH STRENGTH STEEL FOR MINIMUM WEIGHT. USE EXTRA CARE IN HANDLING TO PREVENT DAMAGE TO CYLINDER.



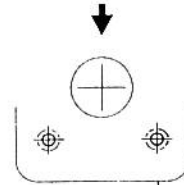
25

28

CAUTION

THIS HEAT SINK ASSY IS 28VDC ABOVE GROUND. DO NOT SHORT TO AIRFRAME.

EMERGENCY PULL TO DEFEAT PRESSURE LOCK
CAUTION: DO NOT PULL WHILE CABIN IS PRESSURIZED



29

26

STATIC AIR LINE DRAIN

30

NOTICE

THIS OXYGEN CYLINDER MANUFACTURED IN ACCORDANCE WITH ICC REGULATION SPECIFICATION 3AA1800 OR 3HT1850. REFILLING CYLINDER WITH AVIATORS BREATHING OXYGEN TO 1850 PSI MAXIMUM AUTHORIZED BY ICC REGULATION SPECIFICATION 3AA.

31

Beechcraft® OIL AIR STRUT

PART NO. 60-810012-15
BEECH AIRCRAFT CORPORATION
MICHIGAN, KANSAS, U.S.A.

INSTRUCTIONS

TO CHECK FLUID AND FILL REMOVE VALVE CAP, DEPRESS VALVE CORE AND ALLOW STRUT TO FULLY COMPRESS. REMOVE VALVE BODY ASSEMBLY AND FILL WITH HYDRAULIC OIL CONFORMING TO INSTRUCTION MANUAL SPECIFICATIONS. SLOWLY CYCLE STRUT. REPEAT UNTIL ADDITIONAL OIL CAN NOT BE ADDED. REPLACE VALVE BODY WITH AIRPLANE EMPTY EXCEPT FOR FULL FUEL AND OIL. KEEP STRUT INFLATED TO 2 INCHES OF PISTON SHOWING.

WARNING

RELEASE AIR IN STRUT BEFORE DISASSEMBLING

32

Beechcraft® OIL AIR STRUT

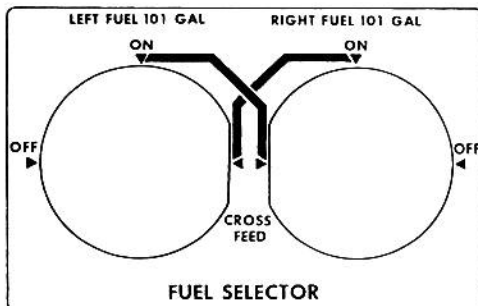
PART NO. 60-810012-16
BEECH AIRCRAFT CORPORATION
MICHIGAN, KANSAS, U.S.A.

INSTRUCTIONS

TO CHECK FLUID AND FILL REMOVE VALVE CAP, DEPRESS VALVE CORE AND ALLOW STRUT TO FULLY COMPRESS. REMOVE VALVE BODY ASSEMBLY AND FILL WITH HYDRAULIC OIL CONFORMING TO INSTRUCTION MANUAL SPECIFICATIONS. SLOWLY CYCLE STRUT. REPEAT UNTIL ADDITIONAL OIL CAN NOT BE ADDED. REPLACE VALVE BODY WITH AIRPLANE EMPTY EXCEPT FOR FULL FUEL AND OIL. KEEP STRUT INFLATED TO 2 INCHES OF PISTON SHOWING.

WARNING

RELEASE AIR IN STRUT BEFORE DISASSEMBLING



33

34



860-16-5

B E E C H C R A F T
DUKE B60
I L L U S T R A T E D P A R T S C A T A L O G

GAMA/ATA CODE & INDEX NO.	PART NO.	DESCRIPTION	1 2 3 4 5 6 7							UNITS PER ASSY	USABLE ON CODE
30-01 - 24	60-530098-1	DECAL,EMERGENCY EXIT INSTRUCTION.								1	
- 25	60-530225	PLATE,DOOR HANDLE POSITION.								1	7
	60-530225-3	PLACARD,DOOR HANDLE POSITION.								1	6
- 26	60-530302-1	PLATE,PRESSURE LOCK DEFEAT.								1	
- 27	60-560012-1	DECAL,OXYGEN CYLINDER								2	
		/SPECIAL HANDLING INSTRUCTIONS/									
- 28	50-361293	DECAL,POWER DIODE IDENTIFICATION.								2	
- 29	50-534401	PLATE,STATIC AIR LINE DRAIN								1	
- 30	50-560023	DECAL,OXYGEN CYLINDER REFILLING INSTRUCTION								2	
- 31	60-810048-3	DECAL,LH MAIN SHOCK STRUT INSTRUCTION								1	
- 32	60-810051-3	DECAL,RH MAIN SHOCK STRUT INSTRUCTION								1	
- 33	60-530079-11	PANEL,EDGE LIGHTED FUEL SELECTOR/101 GAL./								1	
- 34	35-534441-15	EMBLEM ASSY,MODEL IDENTIFICATION.								1	
	35-534439	. HOLDER,MODEL IDENTIFICATION EMBLEM.								1	
	35-534440-15	. EMBLEM,MODEL IDENTIFICATION								1	

Beechcraft®
OIL AIR STRUT
PART NO. 40-820014
BEECH AIRCRAFT CORPORATION
MUSKOGEE, OKLAHOMA, USA

INSTRUCTIONS
TO CHECK FLUID AND FILL
REMOVE VALVE CAP, DEPRESS VALVE CORE AND ALLOW STRUT TO FULLY COMPRESS. REMOVE VALVE BODY ASSEMBLY AND FILL WITH HYDRAULIC OIL CONSIDERING TO INSTRUCTION MANUAL SPECIFICATIONS. SLOWLY EXTEND AND COMPLETELY COMPRESS STRUT TO RELEASE EXCESS AIR AND OIL. REPEAT UNTIL NO MORE OIL CAN BE ADDED. WITH AIRPLANE EMPTY EXCEPT FOR FULL FUEL AND OIL KEEP STRUT INFLATED TO 4.3/16 TO 4.7/16 INCHES OF PISTON SHOWING.

WARNING
RELEASE AIR IN STRUT BEFORE DISASSEMBLING

BUILT UNDER ONE OR MORE OF THE FOLLOWING BEECH PATENTS: 2348127, 2412885, OR 3400814. OTHER PATENTS PENDING. 40-820014

NOTICE

WING ATTACHMENT FITTINGS

NEW ALUMINUM WASHERS
105090-A032-10-120 (250 ALUM. .032 SHEET)
MUST BE INSTALLED BETWEEN SERRATED FITTINGS EACH TIME JOINT IS DISENGAGED.
LIMIT ONE WASHER BETWEEN EACH SERRATED FITTING JOINT.

**MAX. BAGGAGE LOAD
ON FLOOR
WITH AFT SEATS 70 LBS
WITHOUT AFT SEATS 315 LBS**

AIRSPPEED LIMITATIONS

GEAR	MAX. EXTEND 174 KTS IAS	FLAP	MAX. APPROACH 174 KTS IAS
	MAX. OPERATION 174 KTS IAS		MAX. FULL 190 KTS IAS
MIN. SINGLE ENGINE CONTROL 87 KTS IAS		MAX. MANEUVERING 180 KTS IAS	
TWIN ENGINE CLIMB: BEST ANGLE 99 KTS IAS, BEST RATE 120 KTS IAS			

RECOMMENDED APPROACH 98 KTS IAS

DEMONSTRATED CROSSWIND 25 KTS

CAUTION
DO NOT LAND WHILE PRESSURIZED

OPERATION LIMITATIONS
THIS AIRPLANE MUST BE OPERATED AS A NORMAL CATEGORY AIRPLANE IN COMPLIANCE WITH THE OPERATING LIMITATIONS STATED IN THE FORM OF PLACARDS, MARKINGS AND MANUALS.
NO ACROBATIC MANEUVERS INCLUDING SPINS ARE APPROVED.
THIS AIRPLANE IS APPROVED FOR VFR DAY & NIGHT OPERATIONS.
THIS AIRPLANE IS NOT EQUIPPED FOR FLIGHT IN KNOWN ICING CONDITIONS.

AIRSPPEED LIMITATIONS

GEAR	MAX. EXTEND 174 KTS IAS	FLAP	MAX. APPROACH 174 KTS IAS
	MAX. OPERATION 174 KTS IAS		MAX. FULL 190 KTS IAS
MIN. SINGLE ENGINE CONTROL 87 KTS IAS		MAX. MANEUVERING 180 KTS IAS	
TWIN ENGINE CLIMB: BEST ANGLE 99 KTS IAS, BEST RATE 120 KTS IAS			

RECOMMENDED APPROACH 98 KTS IAS

DEMONSTRATED CROSSWIND 25 KTS

CAUTION
DO NOT LAND WHILE PRESSURIZED

OPERATION LIMITATIONS
THIS AIRPLANE MUST BE OPERATED AS A NORMAL CATEGORY AIRPLANE IN COMPLIANCE WITH THE OPERATING LIMITATIONS STATED IN THE FORM OF PLACARDS, MARKINGS AND MANUALS.
NO ACROBATIC MANEUVERS INCLUDING SPINS ARE APPROVED.
THIS AIRPLANE IS APPROVED FOR VFR DAY & NIGHT OPERATIONS.
THIS AIRPLANE IS NOT EQUIPPED FOR FLIGHT IN KNOWN ICING CONDITIONS.

**COMPARTMENT LOADING
WEIGHT LIMITATIONS**

⊕ STD LOADING 500 LBS MAX. ⊕

SEE WEIGHT & BALANCE SECTION OF FLIGHT MANUAL FOR ADDL LIMITATIONS FROM OPTIONAL EQUIP.

**RUDDER
PEDALS
LOCKED**

**EMERGENCY LANDING
GEAR INSTRUCTIONS
TO EXTEND**

ENGAGE HANDLE IN REAR OF FRONT SEAT AND TURN CLOCKWISE AS FAR AS POSSIBLE (50 TURNS)

**CONTROLS
LOCKED
REMOVE
BEFORE
FLIGHT**

**THROTTLE
CONTROLS
STOP**

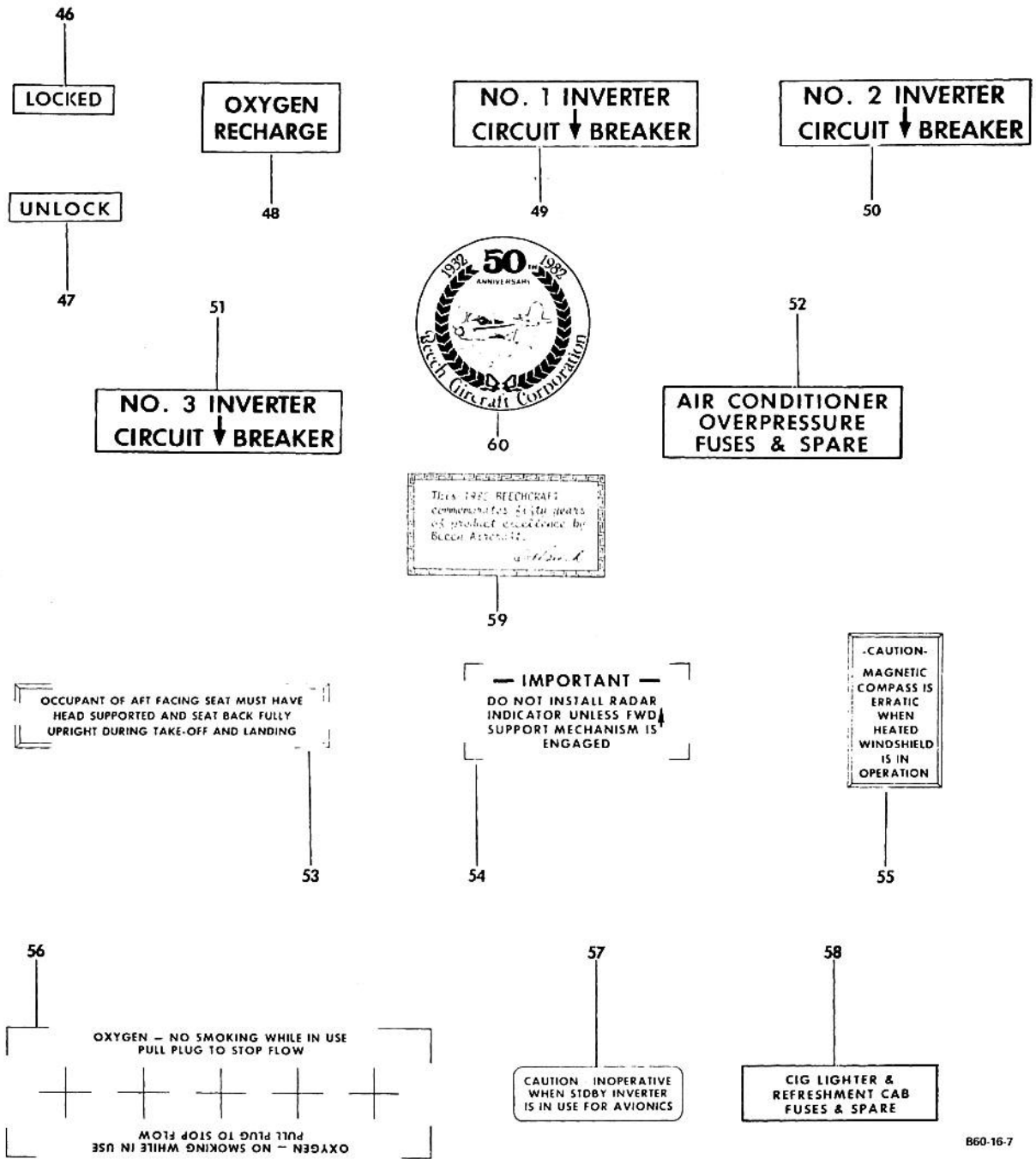
DO NOT OPEN ABOVE 150 K.I.A.S.

B60-16 6

B E E C H C R A F T
DUKE B60
I L L U S T R A T E D P A R T S C A T A L O G

GAMA/ATA CODE & INDEX NO.	PART NO.	DESCRIPTION	1 2 3 4 5 6 7							UNITS PER ASSY	USABLE ON CODE
30-01 - 35	60-820092	DECAL,NOSE GEAR SHOCK ABSORBER INSTRUCTION. . .								1	
- 36	35-410231	DECAL,WING ATTACHMENT FITTINGS NOTICE								1	
- 37	60-530303-1	PLATE,BAGGAGE LOAD AFT CABIN.								1	
- 38	60-324111-5	PLATE,AIRSPED LIMITATIONS/WITHOUT DEICER/.								1	10
	60-324111-9	PLATE,AIRSPED LIMITATIONS/WITHOUT DEICER/.								1	11
- 39	60-324111-7	PLATE,AIRSPED LIMITATIONS/WITH DEICER/								1	10
	60-324111-11	PLATE,AIRSPED LIMITATIONS/WITH DEICER/								1	11
- 40	60-530115	PLATE,COMPARTMENT LOADING WEIGHT LIMITATIONS. . .								1	
- 41	60-590016-1	DECAL,RUDDER PEDALS LOCKED.								1	
- 42	60-590022-1	PLACARD,AILERON & ELEVATOR CONTROLS/LOCKED/ . . .								1	
- 43	60-590018-1	DECAL,THROTTLE CONTROLS STOP.								1	
- 44	60-810066-1	PLATE,EMERGENCY LANDING GEAR INSTRUCTIONS								1	
- 45	60-530119	DECAL,STORM WINDOW INSTRUCTIONS								1	

**BEECHCRAFT
DUKE B60
ILLUSTRATED PARTS CATALOG**



B60-16-7

B E E C H C R A F T
DUKE 860
I L L U S T R A T E D P A R T S C A T A L O G

GAMA/ATA CODE & INDEX NO.	PART NO.	DESCRIPTION	UNITS PER ASSY	USABLE ON CODE
		1 2 3 4 5 6 7		
30-01 - 46	60-530105	DECAL,CABIN DOOR IDENTIFICATION/LOCKED/	1	
- 47	60-530158	DECAL,CABIN DOOR/UNLOCKED/	1	
- 48	50-560020-3	PLACARD,OXYGEN RECHARGE	1	
- 49	60-364038-1	DECAL,NO.1 INVERTER CIRCUIT BREAKER	1	
- 50	60-364038-3	DECAL,NO.2 INVERTER CIRCUIT BREAKER	1	
- 51	60-364038-5	DECAL,NO.3 INVERTER CIRCUIT BREAKER	1	
- 52	60-364039	DECAL,AIR CONDITIONER OVERPRESSURE FUSE & SPARE	1	
- 53	60-530300-1	PLATE,INSTRUCTION SEAT.	1	
- 54	60-340224-1	DECAL,RADAR INDICATOR INSTRUCTION	1	
- 55	60-324147	PLATE,MAGNETIC COMPASS WARNING.	1	
- 56	60-560020	PLACARD,INSTRUCTION OXYGEN OUTLET VALVE	1	
- 57	60-364047	PLATE,WINDSHIELD DE-ICE CAUTION	1	
- 58	60-364060-1	DECAL,IDENT CIG LIGHTER & REFRESH CABINET FUSES	1	3
	100-530481-1	DECAL,STOW BEFORE TAKE-OFF & LANDING.	1	4
	60-530322-1	DECAL,SEAT BELT & HARNESS	1	5
	E10626-1	PLATE,INSTRUCTION/IN THE ROYAL TRADITION,BEECH. AIRCRAFT CORPORATION PRESENTS THE 10TH ANNIVERSARY EDITION OF THE BEECHCRAFT DUKE/	1	8
	102-530044-3	DECAL,INSTRUCTION-CABIN/SHOULDER HARNESS MUST . BE WORN DURING TAKE/OFF AND LOG WITH SEAT BACK UPRIGHT/	AR	9
	102-530045-3	DECAL,INSTRUCTION-FLT COMPT/SHOULDER HARNESS. . MUST BE WORN WHILE AT PILOT POSITION	2	9
	102-340063	PLACARD,IDENT/RADIO CALL/	1	
	R 60-530417-1	FURNISHINGS INSTALLATION.	NP	12
- 59 R	36-530135-1	. PLAQUE,50TH ANNIVERSARY	1	12
- 60 R	36-530136-3	. EMBLEM,50TH ANNIVERSARY /ATTACHING PARTS/	1	12
	R 8865	. WASHER.	2	12

CODES OF EFFECTIVITY

1	P-247 THRU P-262	2	P-263 AND AFTER
3	P-348,P-365 AND AFTER	4	P-387 AND AFTER
5	P-247 THRU P-347	6	P-461 AND AFTER
7	P-247 THRU P-460	8	P-446 THRU P-486
9	P-511, P-520 AND AFTER	10	P-247 THRU P-522
11	P-523 AND AFTER	12	P-581 THRU P-596

